



KESSEBÖHMER
CLEVER STORAGE



iMove

**THE INTELLIGENT PULL-DOWN SYSTEM
FOR WALL UNITS**





” AS OF NOW, THE MOST ACCESSIBLE STORAGE IN A WALL UNIT IS RIGHT AT THE TOP!

04 movement

06 design

08 ergonomics

12 storage

16 family

20 technology

26 assembly

30 catalog pages

34 quality



iMove
INTELLIGENT
MOVEMENT

DESIGN DELIVERS PRACTICAL BENEFITS

 KESSEBÖHMER



iMove SETS NEW STANDARDS FOR WALL UNITS. THE PRODUCT COMBINES THE BEAUTIFUL AND THE PRACTICAL WITH ONE EFFORTLESS MOVEMENT. HOW MUCH INTELLIGENCE DO YOU WANT?

There's easy operation, more reachable storage, a clearer view, fast access. The innovative iMove pull-down transforms a conventional wall unit into an ergonomic storage system with big user benefits. The iMove and its contents are pulled downwards and outwards in one easy movement. And the iMove combines practical benefits with a brilliantly stylish design.

CLEAR BENEFITS:

- Effortless operation
- Everything in easy reach
- A clearer overview.
- Fast access
- High-quality design
- Elegant movement
- Smooth, steady action

www.kesseboehmer.com/imove 

”

A SUCCESSFUL PRODUCT IS
WHEN FORM AND FUNCTION
REINFORCE EACH OTHER IN
HARMONY.



AWARD-WINNING DESIGN

iF DESIGN AWARD 2015

 KESSEBÖHMER





SUPERLATIVE ERGONOMICS

EVERYTHING IN EASY REACH

 KESSEBÖHMER



THE COVETED IF PRODUCT DESIGN AWARD IS AWARDED TO INNOVATIONS THAT DEMONSTRATE GREAT AND IMMEDIATELY EVIDENT PRODUCT BENEFITS TOGETHER WITH A CLEAR DESIGN LANGUAGE.

Winning this prestigious international prize confirms our belief in the inherent value of the concept. iMove substantially improves the ergonomics of a wall unit by bringing even the top shelves into easy reach. Winning the iF-Award is an additional powerful sales argument.

www.kesseboehmer.com/imove 



UNREACHABLE CONTENTS NOW IN EASY REACH

AN ELEGANT ALTERNATIVE
TO A STEP LADDER

 KESSEBÖHMER

DEMAND FOR A LOT OF STORAGE SPACE AND FOR UNIFORM CABINET HEIGHTS OFTEN PRODUCES KITCHENS WHERE THE TOP SHELVES OF THE WALL UNITS ARE UNREACHABLE UNLESS YOU'RE PRETTY TALL. Even if people are growing taller, many users can't make full use of their wall units because they have difficulty reaching them.

The result is that they use the shelves either to store stuff that they use only very occasionally, or a stepladder becomes an indispensable piece of kitchen equipment. Both of these solutions are far from optimal.

Enter a pull-down system that floats the contents of your wall unit gently down into easy reach – it's the iMove. Operate it one-handed. The iMove and all its contents are pulled downwards and outwards in one effortless movement. The contents of the top shelves are now easier to reach than the bottom shelf of the wall unit. The drop-down railing on an iMove shelf makes access even easier.

When the iMove reaches its lowest point, at the end of the movement, reaching the contents is ultra-easy. It's a big gain in user-friendliness, especially for

www.kesseboehmer.com/imove 





CLEAR BENEFITS:

- Ergonomically shaped handle
- Minimal effort
- Elegant movement
- Drop-down railing
- Locks gently and automatically in stop position
- Reliable stop
- No spring force adjustment required
- No adjustment required

CROCKERY AT THE BOTTOM, FOOD AT THE TOP

DEVELOPED TO MEET MARKET NEEDS

KESSEBÖHMER



THE iMove FILLS A GAP IN THE MARKET AND ITS POTENTIAL FOR SUCCESS IS BASED ON THE LAW OF SUPPLY AND DEMAND. Before starting development on the iMove, we commissioned extensive research on how people use wall units. The results were clear.

What most people store in their wall units is

1. Crockery and glasses
2. Food, including oils, spices, nibbles and treats.

The iMove was purpose-designed for perfect storage of these two categories. The basic idea is to split storage functionality between the fixed bottom shelf and the mobile iMove upper shelves. It makes sense to store heavy stacks of plates, for example, on the lower shelf of a wall unit and store the lighter food items, like packets of cereal, at the top in the iMove. It's a logical arrangement and both sorts of items are easy to reach.

www.kesseboehmer.com/imove







NEW!
Now with damper!

SoftSTOPP

NEU!
Jetzt mit Dämpfung!

iMove

A WALL UNIT FOR EVERY SITUATION

SINGLE OR DOUBLE

 KESSEBÖHMER



THE iMove PRODUCT FAMILY IS THE TECHNICAL AND STRATEGIC ANSWER TO NEW TRENDS IN KITCHEN DESIGN AND TO SOCIODEMOGRAPHIC DEVELOPMENTS.

Having a smooth front of wall units right up to the ceiling is aesthetically very pleasing. But then the top shelves are difficult or impossible to reach, even for tall people. Furthermore the average age of the population of most industrialized countries is increasing. People want to stay in their own homes as long as

possible, even into extreme old age. Technical aids can help them do this. In other words, iMove meets the expectations of an extremely broad customer spectrum – from young and design-conscious users to older people welcoming technical aids that make life easier. You can choose between single or double (more on the following pages).

www.kesseboehmer.com/imove



A PERFECT FIT FOR EVERY WALL UNIT

VERSATILITY NEED NOT ALWAYS EQUATE TO “A LOT”

 KESSEBÖHMER



THE iMove PRODUCT FAMILY COVERS ALL THE POPULAR WALL UNIT WIDTHS BY USING ONLY A RELATIVELY SMALL NUMBER OF VARIANTS. These are 50, 60, 80 and 90 cm single or 50 and 60 cm double. Our market research supplied data not only on how customers use their wall units, but also how kitchen planners approach these components. Based on this data, we created a lean product range, good for logistics planning, that nonetheless completely meets the demands of the current wall unit market. Most wall units sold are 600 or 900 mm wide. Heights, however, vary quite widely.

The iMove family counters this with a high degree of flexibility in installation – and a choice of models (single or double) with either one or two shelves. iMove single covers wall unit heights from 520 mm with no upper limit. iMove double is for wall units from 710 mm high. There’s no problem compensating for carcass differences, for example, different side panel thicknesses.

www.kesseboehmer.com/imove 





Satin gold



Brilliant white

HARMONIZING WITH DIFFERENT COLOURWAYS THE COLOUR PALETTE

A CHOICE OF FOUR COLOURS



Silver



Anthracite



The spring-assisted upward movement requires only minimal effort from the user.

MOVE A LOT – ALMOST EFFORTLESSLY

EXERT LEVERAGE SINGLE-HANDED

 KESSEBÖHMER

The weight of the contents assists the downward movement. At the same time, spring force is accumulated for the upward movement.

SoftSTOPP damps iMove closing

The railing drops down automatically as the fitting moves downwards – making access even easier.

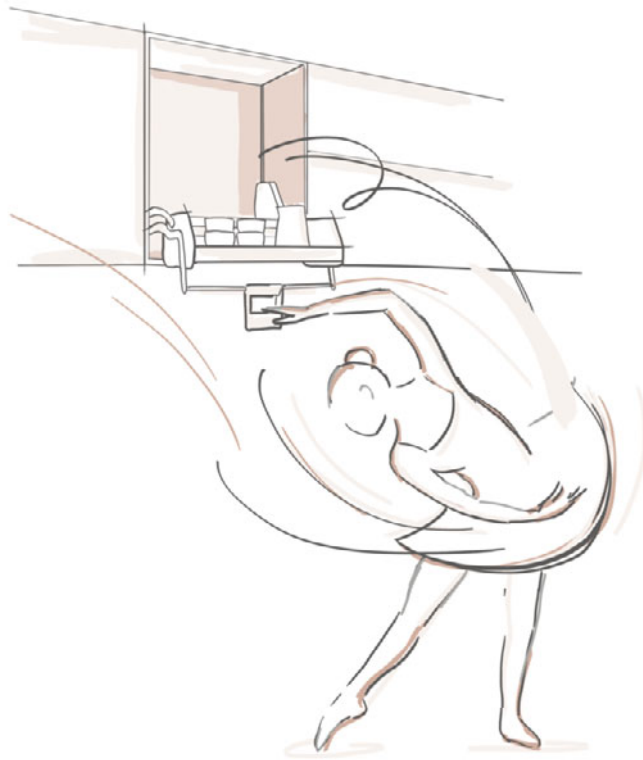


THE INTELLIGENT MOVEMENT OF THE iMove IS A BALANCED INTERACTION OF DIFFERENT FORCES – FROM THE LEVER, THE SPRING AND A GENTLE PULL OR PUSH FROM THE USER. What's so fascinating about iMove is the way in which a simple, almost effortless movement by the user triggers mechanical motion. A little tug – a large effect!

The smooth, fluid downward movement is activated by the pull-down plus the weight of the payload. At the endpoint the pull-down locks open automatically, so that you can use both hands for loading and unloading.

iMove movement is supported by spring force so that a payload of up to 8 kg can be lifted. With the new, integrated SoftSTOPP, the closing movement of the iMove is gently slowed over the final centimeters and damped. As a result, the iMove swings virtually silently back into the wall unit. The elegant opening movement is followed by an equally elegant closing movement. The mechanism is integrated in a slim and very compact fitting – so that an iMove can also be installed in a relatively shallow wall unit.

www.kesseboehmer.com/imove 



ALL A QUESTION OF ENGINEERING

KESSEBÖHMER QUALITY



iMove HAS GROWN OUT OF TRIED AND TESTED KESSEBÖHMER TECHNOLOGY. IT'S MANUFACTURED USING HIGH-QUALITY MATERIALS AND IT'S OUTSTANDINGLY USER-FRIENDLY AND RELIABLE. All the iMove variants passed all their product tests with flying colours, far outperforming current norms and standards. iMove fittings need no maintenance. They are engineered for extremely long and totally unproblematic service lives. Side dress covers for the moving parts and the handle protect against the risk of injury and contribute to the streamlined design.

Mechanism, lever effect and spring support have been engineered so that all payloads up to 8 kilogram can be lowered and raised with very little effort. Settings can be individually adjusted. The iMove is in every way an uncomplicated and reliable product – mature technology delivers unequalled ease-of-use.

www.kesseboehmer.com/imove





CLEAR BENEFITS:

- No adjustment required
- Payload up to 8 kg
- Easy lowering
- Effortless raising
- Tried-and-tested mechanisms
- Damped closing
- Proven Kesseböhmer quality
- Safe (finger pinch protection)



HIGH-TECH MADE EASY

INGENIOUS MECHANISM – SIMPLE TO USE

— KESSEBÖHMER —




THE iMove IS AN ABSOLUTELY SIMPLE SYSTEM. SIMPLE TO OPERATE, SIMPLE TO INSTALL – EVEN SIMPLE WHEN IT COMES TO LOGISTICS.

The ingenious use of the lever mechanism in combination with force supporting springs, plus Kesseböhmer's well-known installation aids make the iMove a – simply – fantastic product.

Pulling gently on the handle starts a number of simultaneous movements. The shelf moves downwards and forwards. At the same time the railing drops down. We call it intelligent movement! And the whole concept of the product is intelligently engineered – for fast, reliable, zero-error installation. Retrofitting is simple too.

www.kesseboehmer.com/imove 




Perfect fit guaranteed:
Thanks to the positioning tabs,
the lifter fitting can be positioned
precisely on the wall unit side panel.

READY TO GO, QUICK TO INSTALL

PERFECTLY PREPARED
FOR EASY INSTALLATION

 KESSEBÖHMER



Simply tighten the
premounted euroscrews.
Finished!




EVERY iMove SHELF UNIT IS PERFECTLY PREPARED FOR FAST, ERRORFREE INSTALLATION WITH POSITIONING TABS AND PREMOUNTED EURO SCREWS. Hallmarks of the iMove concept are intelligence and simplicity – in design, in action and in installation. The positioning tabs have two important functions. On the one hand, they ensure that the fitting is screwed easily and precisely into the predrilled holes. On the other hand, through the clever transfer of forces to the carcass, they reduce the number of screws required.

The premounted euro screws are practical and hugely time-saving. – the motto is “no searching for screws”. It’s easy to position the fitting correctly and then the euroscrews are simply tightened. Done! No adjustment required.

For on-site fitting or retrofitting the iMove is shipped with drilling templates and wood screws.


www.kesseboehmer.com/imove





For industrial assembly, the holes for the positioning tabs and euro screws are predrilled.

Euro screws hold the fittings securely in place.



LOCATE, SCREW, **FINISHED!**

FAST INSTALLATION FOR INDUSTRIAL
AND ON-SITE FITTING

 KESSEBÖHMER



IT TAKES JUST 8 SCREWS TO FIX AN iMove IN PLACE – IN PREDRILLED HOLES IN THE INDUSTRIAL PROCESS. OR USING THE DRILLING TEMPLATE FOR ON-SITE ARTISAN INSTALLATION.

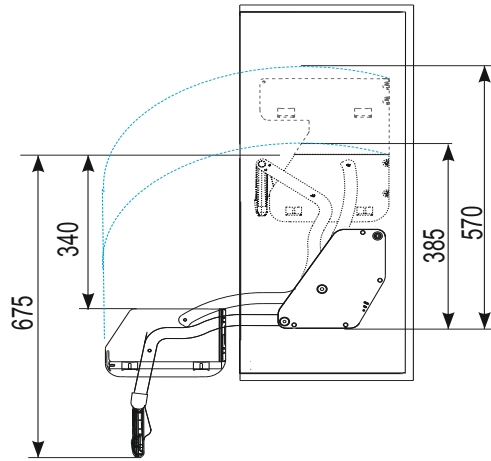
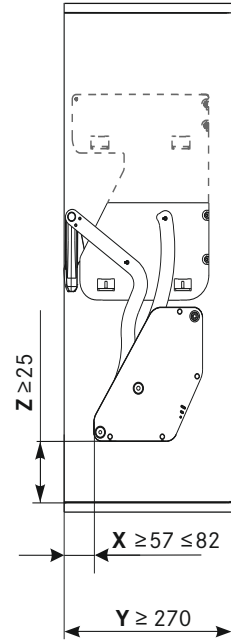
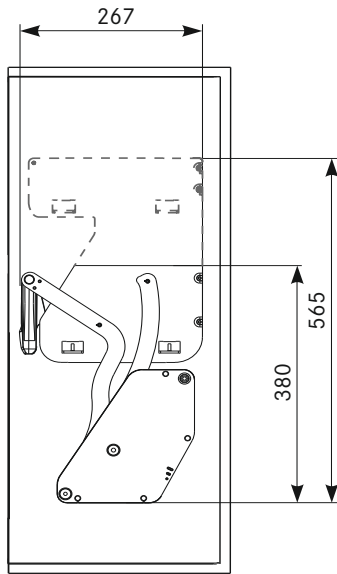
Simple, fast and errorproof – that's iMove assembly. Retrofitting is equally easy using the drilling template and wood screws supplied. The holes are drilled on-site and the iMove is positioned quickly and precisely using the positioning tabs. Then the fitting's two side sections are screwed down, each with 4 wood screws. **That's it – the iMove is ready to use. No adjustment required.**

www.kesseboehmer.com/imove 

CLEAR BENEFITS:

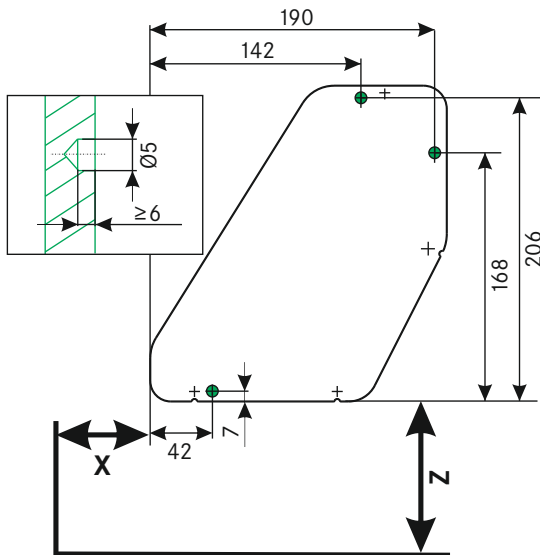
- Quick and easy installation
- Positioning tabs
- Premounted euroscrews
- Only 2 x 4 screws
- Assembly set for retrofitting

Dimensions in mm

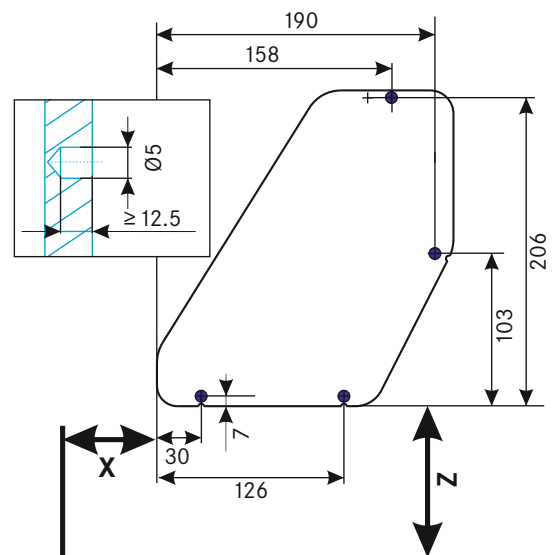


$Y \geq 295 \Rightarrow X=82$

Drilling pattern for positioning tabs



Drilling pattern for euro screws



iMove · Single Tray

Installation situation

Dimensions (mm)	Hinged door	Hinged door	FREEfold	Blum Aventos HF
Hinge protrusion	< 25	> 25	–	–
Installation height, hinge	65	65	–	–
Installation depth, iMove	57	57	82	82
Installation height, iMove	25	80	25	25
Clear inside depth, carcass	270	270	295	295
Minimum height, carcass*	520	580	650	650

* Carcase heights vary with the individual installation situations.

iMove set single tray

Including fixings:

8 x wood screws 4.5 x 50 mm

1 x drilling template

including side cover caps

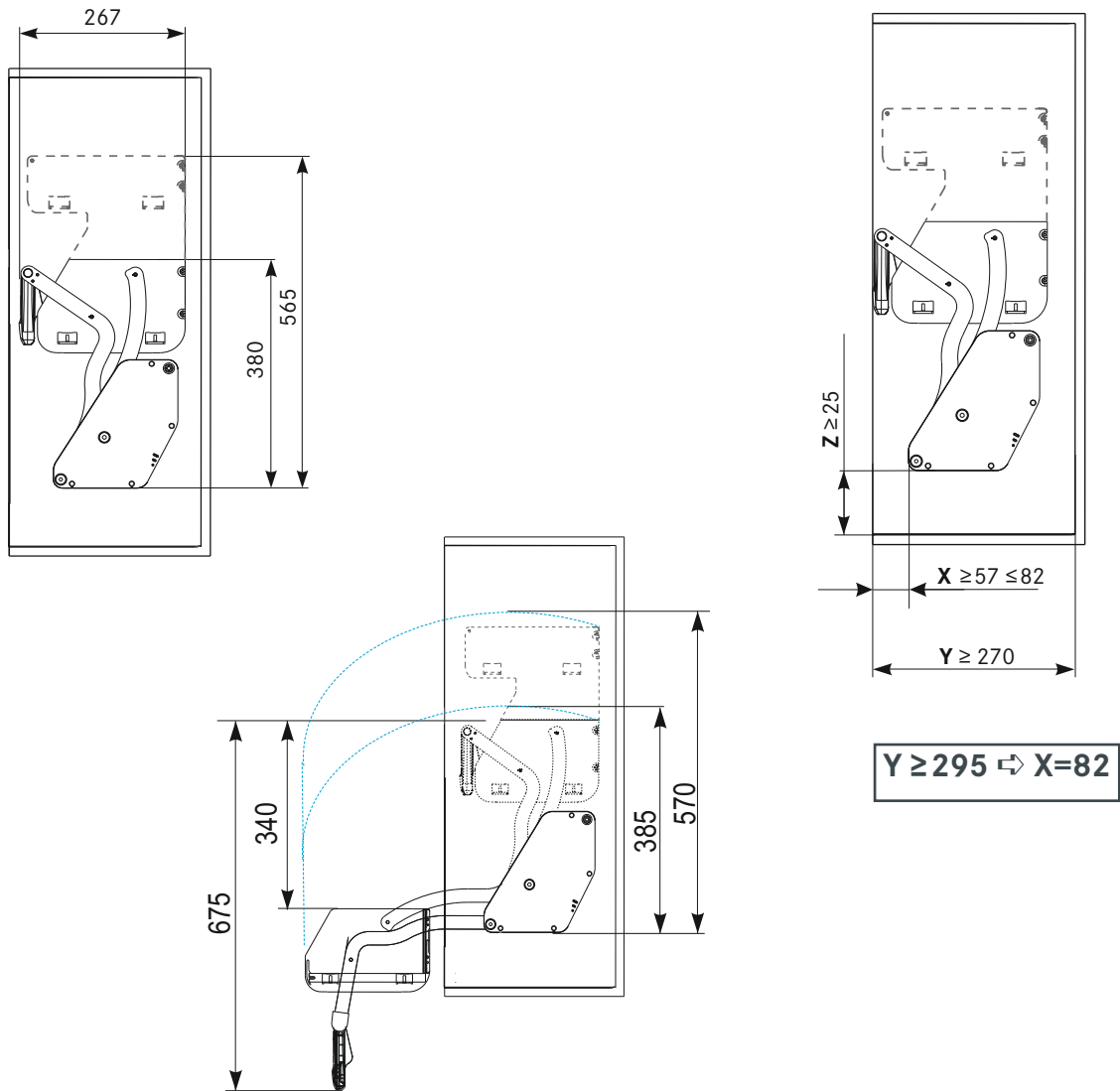
Silver	0102	Chipboard decor grey	0316
Brilliant white	9966	Chipboard decor ice white	0343
Satin gold	0103	Chipboard decor gold green	0347
Anthracite	9846	Chipboard decor Anthracite	0342



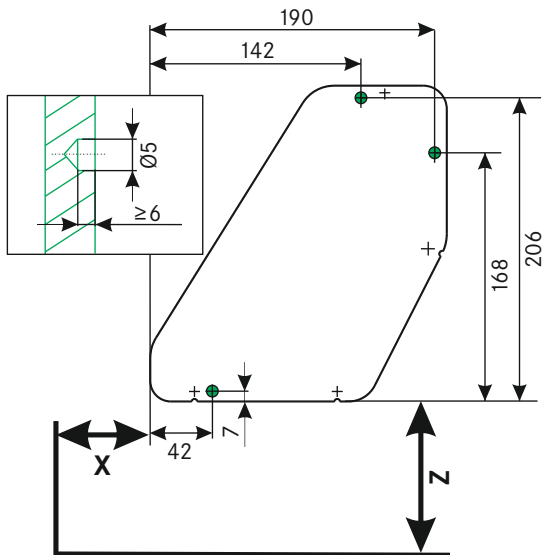
Carcass width (mm)	Clear inside carcass width (mm)	Dimensions (mm) B x D x H	Art. no.
500	462-468	465 x 267 x 380	02 1700
600	562-568	565 x 267 x 380	02 1702
800	762-768	765 x 267 x 380	02 1704
900	862-868	865 x 267 x 380	02 1706



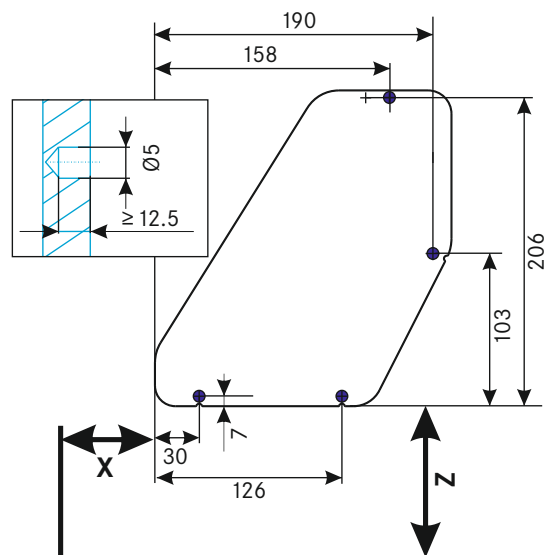
Dimensions in mm



Drilling pattern for positioning tabs



Drilling pattern for euro screws



iMove · Double Tray

Installation situation

Dimensions (mm)	Hinged door	Hinged door	FREEfold	Blum Aventos HF
Hinge protrusion	< 25	> 25	–	–
Installation height, hinge	65	65	–	–
Installation depth, iMove	57	57	82	82
Installation height, iMove	25	80	25	25
Clear inside depth, carcass	270	270	295	295
Minimum height, carcass*	710	770	710	710

* Carcase heights vary with the individual installation situations.

iMove set double tray

Including fixings:

8 x wood screws 4.5 x 50 mm

1 x drilling template

including side cover caps

Silver	0102	Chipboard decor grey	0316
Brilliant white	9966	Chipboard decor ice white	0343
Satin gold	0103	Chipboard decor gold green	0347
Anthracite	9846	Chipboard decor Anthracite	0342



Carcass width (mm)	Clear inside carcass width (mm)	Dimensions (mm) B x D x H	Art. no.
500	462-468	465 x 267 x 565	02 1710
600	562-568	565 x 267 x 565	02 1712



QUALITY

WE FEEL STRONGLY ABOUT OUR PRODUCTS.

We want you to enjoy using them throughout their long service lives. This is why we subject them to exhaustive quality, endurance and safety tests. We achieve high and lasting quality through strict quality management with continuous monitoring and testing. The effective forces, tight manufacturing tolerances and movement distances are all sensor checked. The spring forces generated in the fittings are monitored to ensure that the high-precision movement sequences and dimensional accuracy in the adjustment range are maintained within tight tolerances. Only then are we satisfied and sure that our products will deliver what we have promised.

Our manufacturing processes are certified to demonstrate that we can meet product specifications. We set a high priority on durable, high quality materials and on high precision processing during our manufacturing processes. Samples from each batch are subjected to endurance tests. In addition, we use continuous camera-based process monitoring and maintain high occupational safety standards for our employees.

Our R&D engineers use the most advanced technical design aids and develop products that will be manufactured using the latest process technologies. The highest level of user-friendliness and convenience is a very high priority from the start. It's an ongoing challenge for us to combine outstanding engineering with elegant, aesthetically pleasing design. And we're naturally delighted if this symbiosis wins us awards.

keseboehmer.com/quality 



iMove

