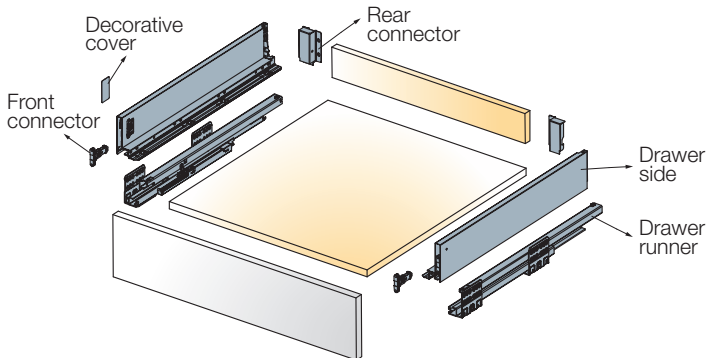
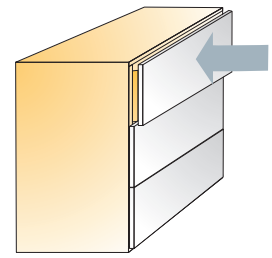
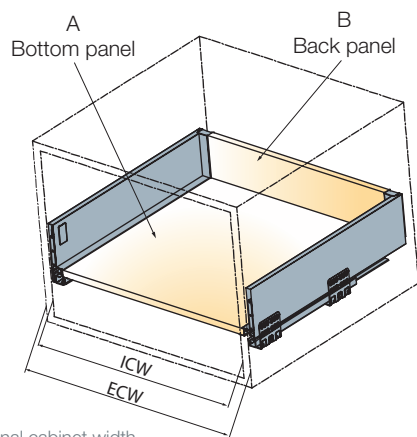


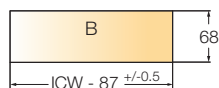
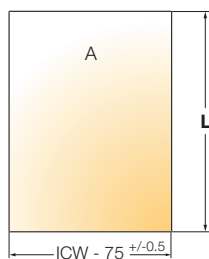
# Tekform Slimline Drawer DW70



## Cutting dimensions details



ECW: External cabinet width  
ICW: Internal cabinet width  
NL: Nominal length of drawer




$L = NL - 10$   
For further explanation → see page 9


 4 sets

| Nominal length<br>(mm) | with EasyFix<br>front connector | with Screw-in<br>front connector |       |                |
|------------------------|---------------------------------|----------------------------------|-------|----------------|
|                        | Item number for a set           | Item number for a set            | White | Antracite grey |

|     |            |            |     |     |
|-----|------------|------------|-----|-----|
| 270 | 655-8T27 → | 655-8E27 → | 150 | 185 |
| 300 | 655-8T30 → | 655-8E30 → | 150 | 185 |
| 350 | 655-8T35 → | 655-8E35 → | 150 | 185 |
| 400 | 655-8T40 → | 655-8E40 → | 150 | 185 |
| 450 | 655-8T45 → | 655-8E45 → | 150 | 185 |
| 500 | 655-8T50 → | 655-8E50 → | 150 | 185 |
| 550 | 655-8T55 → | 655-8E55 → | 150 | 185 |


## One set consists of


Drawer sides  2 pcs

Drawer runners  2 pcs

\*Front connectors  2 pcs

Rear connectors  2 pcs

Covers  2 pcs

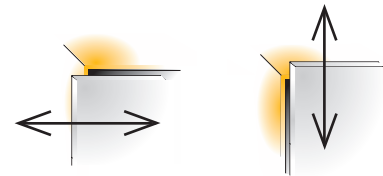
Covers  2 pcs

Mounting instructions  1 pc

Screws are not included

- Drawer runner type
- Load capacity
- Minimum height space required
- Wooden back panel thickness
- Wooden bottom panel thickness

full extension  
40 kg  
115mm  
16mm  
16mm



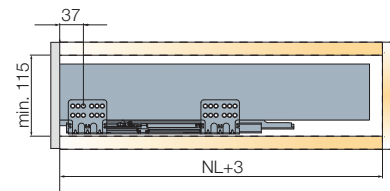
Side adjustment  
+1/-1mm

Height adjustment  
+2/-2mm

For further explanation → see page 11

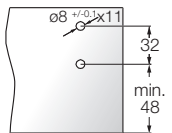
Installation dimensions

Minimum space required for the cabinet

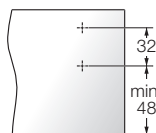


Drilling dimensions for the front panel

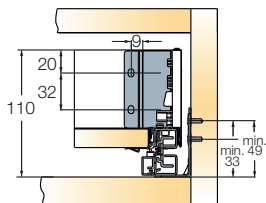
EasyFix attachment



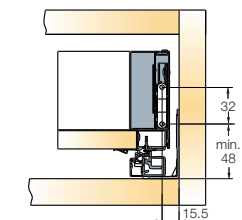
Screw-in attachment



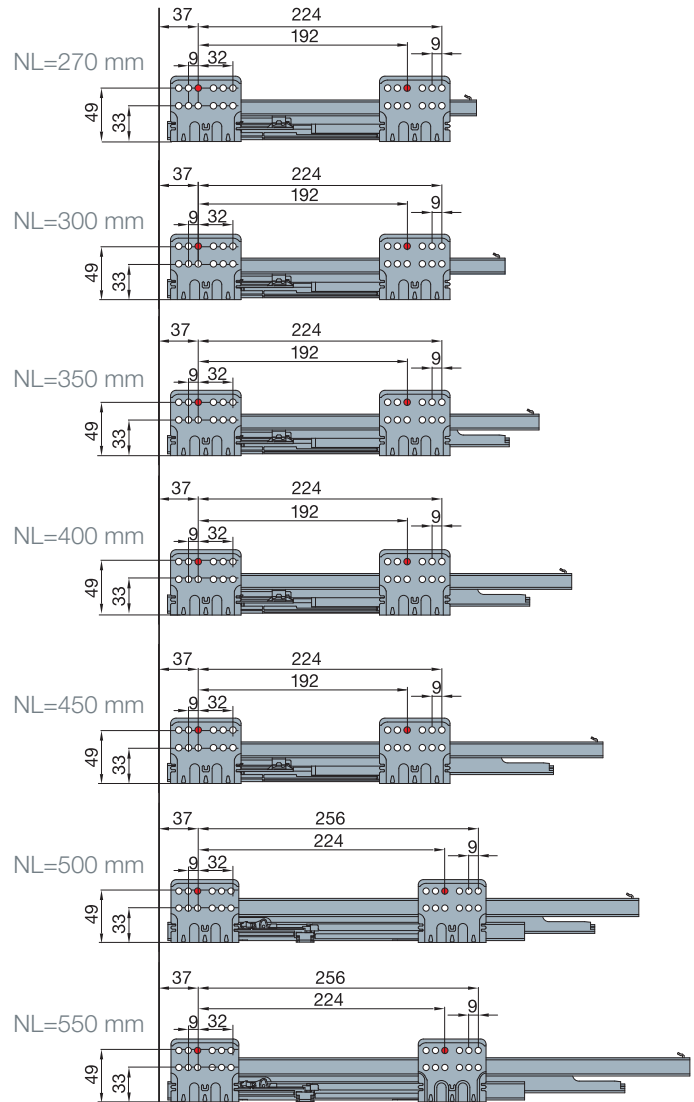
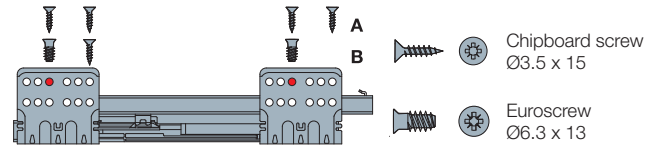
Mounting dimensions for the back panel



Installation dimensions for the front panel



Drawer runner fixing positions



A trial mounting is always recommended.  
For further information please contact your  
Titus Group representative.