


NATURAL OAK



ASH NORDIC



ASH BLACK



TICKING ALL THE BOXES

The new FineLine LiniQ fittings system was developed with the aim of reducing complexity as much as possible.

The surface with dual protection is especially tough and durable. The intermediate sanding ensures perfect smoothness and sleek surfaces – a real treat for the hands.

FineLine LiniQ has got what it takes – inside and out: The elegantly coordinated drawer insert is available in three popular wood versions. Ash nordic, ash black and natural oak. The matching base panel gives it a uniform appearance, preventing annoying colour contrasts.



1817410000



KESSEBÖHMER
CLEVER STORAGE



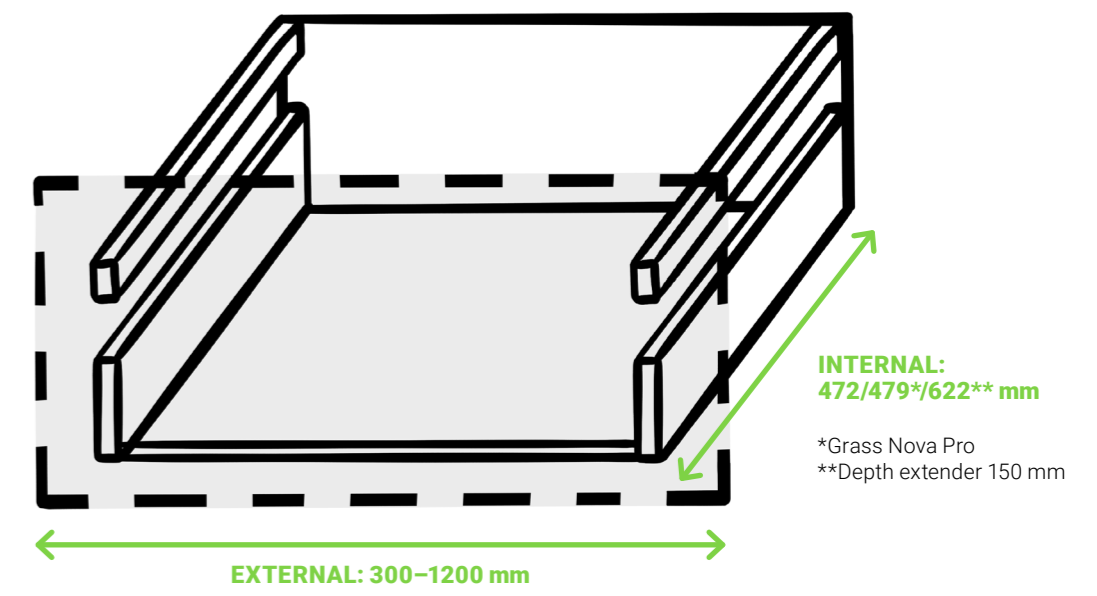
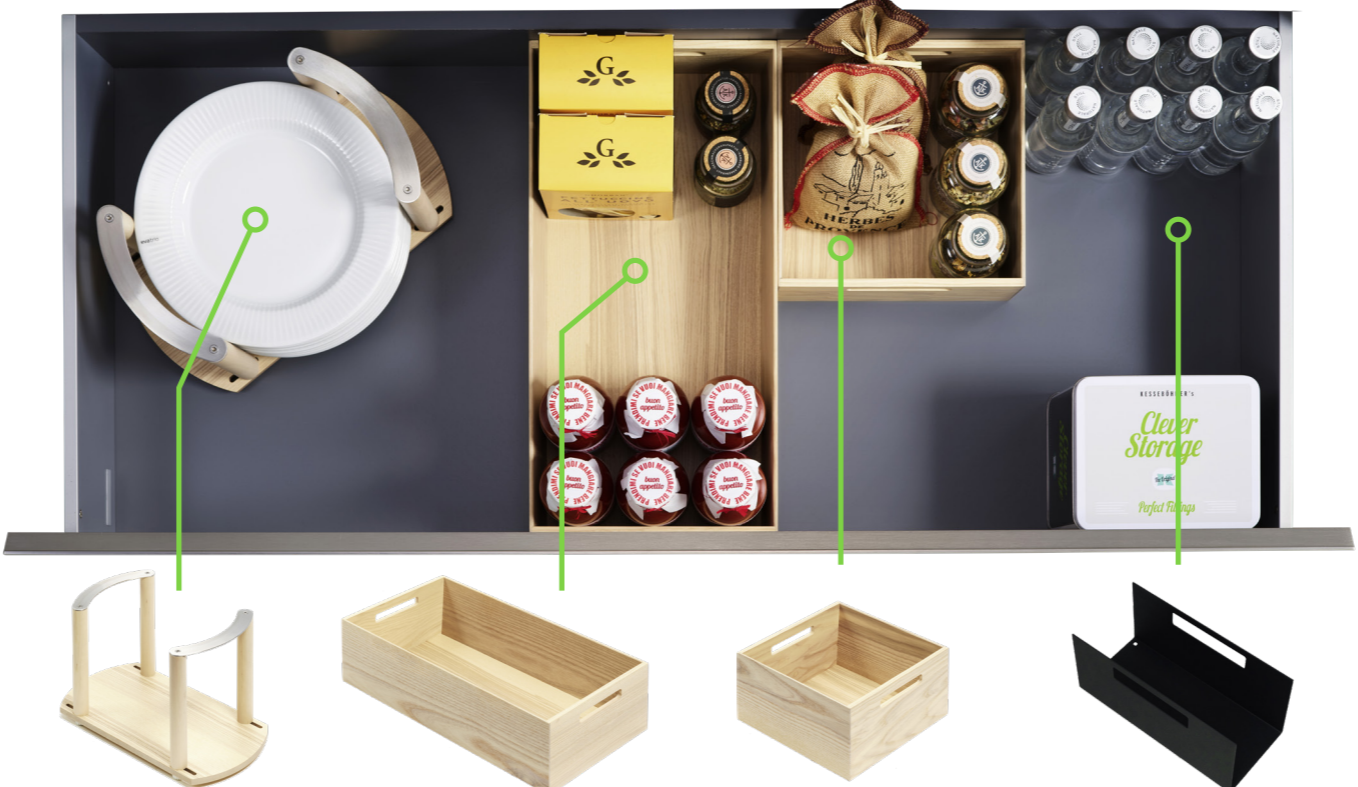
FineLine **LiniQ**
A MASTER OF **MINIMALISM**



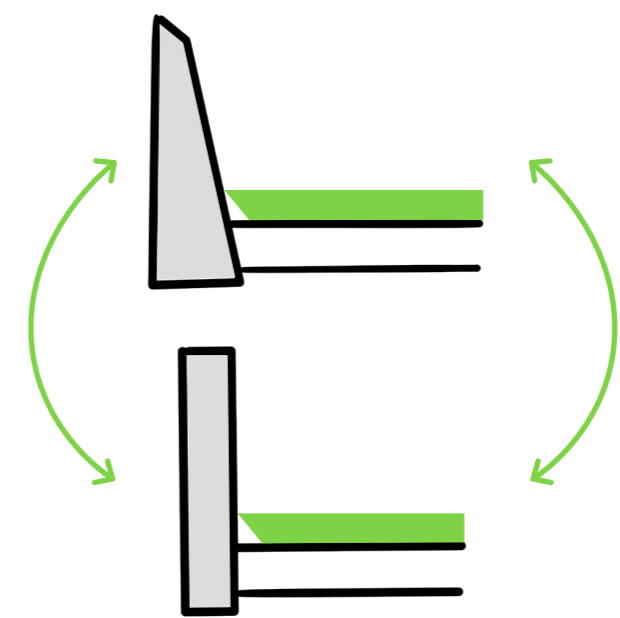
FIVE SIMPLE SETS



FUNCTIONAL INSERTS FOR DRAWERS AND PULL-OUTS



CALCULATING DIMENSIONS SO PRACTICAL



FineLine LiniQ fits into any drawer or pull-out. The base panels slope at a special angle to make this so easy, allowing freedom of choice for drawers irrespective of the manufacturer or shape of the frame.

FineLine LiniQ has no sharp edges as they are chamfered by hand for an especially smooth, rounded profile although still full of character.

Saving the best till last, individual order and maximum overview can be created in an instant with just five different drawer inserts.

Even in larger pull-outs, everything stays in place most beautifully using plate holders, metal dividers and homely wooden boxes in two sizes.